



WELCOME TO WAGENINGEN

How to get to FORUM

International Office

The International Office of the Student Service Centre is located at [FORUM](#). At the Student Service Centre you will be welcomed by the staff of Wageningen University. We will help you to get started with your academic life in Wageningen.

If you have questions about your University registration, legal residence, your living allowance etc. please do not hesitate to visit the student desk. [Opening hours of the Student Desk](#).

Arrival date/Collect the key

The arrival week is a very busy week and more than 400 students are expected to arrive between August 16 to 20. To help us make this week a success you are kindly requested to complete and submit the arrival form AS SOON AS YOUR ARRIVAL/DATE/TIME IS KNOWN. If there are any changes in your time or date of arrival, [please let us know](#). All students should return the arrival form to the International Student Support (ISS) at least one week before their arrival.

ARRIVAL WEEK: August 16 to August 20. The AID (Annual Introduction Days) will be held from August 20 to 25.

The MSc programme will start on September 6, 2010.

Arriving

Monday to Friday between 09.00 and 15.00 hrs please report directly to the International Student Support office, Droevendaalsesteeg 2 (Forum, building 102) in Wageningen.

If you arrive between 15.00 and 21.00 hrs please go to the reception at the Forum. Tell the receptionist that you are a MSc student of Wageningen University. They will contact a staff member of the International Student Support and you will be taken to your room.

If you arrive after 21.00 hrs or in the weekend please stay in the bus 88 till the bus station of Wageningen and go to "Hof van Wageningen", [Lawickse Allee 9, Wageningen](#). So you can take a room for one night at that hotel. Costs for a single room are approximately €80 (for your own account). If we are notified by you for the late arrival, then the next morning you will be picked up and taken to your room.

Please note that there probably will be not enough rooms available in Wageningen for all new students. Therefore we will arrange alternative housing solutions until there are rooms available. In any case accommodation will be arranged if you informed us about your arrival date.

Schiphol Airport (Amsterdam)

Most of you will be arriving at Schiphol Airport (Amsterdam). First, you pass through Immigration. **Before** collecting your luggage, it is advisable to change your foreign currency into Euro's at one of the banks. The banks at Schiphol Airport are open everyday, even on Sunday.

Exchanging Currency

We strongly advise you to bring commonly accepted currency with you to the Netherlands. We also advise you to exchange about €300 for your travel to Wageningen and initial expenses for the first couple of days.

When exchanging your currency at Schiphol, ask the bank for euro's in coins or small notes (€5, €10 and €20). These are easy to use when buying a train ticket at one of the self service ticket machines.



Travelling by train

After collecting your luggage and (if applicable) exchanging money, pass through Customs, enter Arrivals and follow the signs from Schiphol Arrival Hall to the Railway Station, buy a train ticket at the NS service desk or out of a ticket machine and then go downstairs to the trains.

Dutch trains are usually very punctual. Timetables are available at the yellow information boards or on big, electronic overhead signs at the station or you can inquire at the ticket office.

You can plan your journey on the website of [the Dutch Railway Company](#) (NS). In order to get to Wageningen University, you have to travel to station Ede-Wageningen (Ede is the town next to Wageningen).

The Dutch Railway Company offers extra services to persons with [Travelling with the train with functional disabilities](#)

Train tickets

At the railway station you should buy a second class single train ticket. Buy the ticket before getting on the train!

Tickets can be bought at the yellow self service ticket machines or at the NS Service Desk. The self service machines are easy to use. The Dutch Railway Company has a demonstration [online](#) (the self service ticket machine). A train ticket from Schiphol to Ede-Wageningen will cost you approximately €14.

If, for some reason, you cannot buy a train ticket at the ticket office or ticket machine, inform the train conductor before you get on the train! The conductor will sell you the ticket in the train but at a much higher price than at the ticket office or ticket machine. (The train ticket will then cost you €48)

Schiphol Airport to Ede-Wageningen

There are direct trains from Schiphol to Ede-Wageningen. For that check the [journey planner](#) when you file in the schedule;

For example

From: Schiphol

To: Ede-Wageningen

Date: 16-08-2010

Time: 08: 30

Under transfer will be displayed how many times you have to change trains. When **Transfer indicates 0** then you will take a direct train to Ede-Wageningen.

There are also trains from Schiphol Airport to Ede-Wageningen via Utrecht almost every 15 minutes from early morning until late in the evening. There are intercity trains from Schiphol directly to Utrecht. You sometimes have to change trains at station Utrecht and take another train in the direction of Arnhem/Nijmegen. Your final stop is Ede-Wageningen.

Travel time from Schiphol to Ede-Wageningen is 60-75 minutes

Railway station Ede-Wageningen

You can take the bus or a taxi to Wageningen. Please note that taxis are expensive. A taxi from Ede-Wageningen railway station to Wageningen costs approximately €45.

Take bus no 88 to Wageningen bus station ([timetable](#)). To get to the Forum building, please get off at the stop "Droevendaalsesteeg". You can ask the bus driver to inform you when you arrive there. Tickets can be bought on the bus. It is however cheaper to buy a "[strippenkaart](#)" (a kind of multiple-trip ticket) prior to travelling. A "strippenkaart" can be bought at the bus station, tourist information office (VVV) and most supermarkets. The "strippenkaart" is stamped according to the distance (divided into zones) to be travelled.

Travelling by car

Traffic rules are not the same in all countries. In the Netherlands the law is that everyone who intends to drive a motor vehicle must possess a valid driver's license. The driver must be at least 18 years old.

Route

From Utrecht or Arnhem: From the A12 motorway take the 'Ede, Bennekom, Wageningen' exit. Follow signposts to Wageningen, and once you enter Wageningen take a right (first exit) on the first roundabout. The Forum building is the second building on your left hand side.

From Nijmegen: From the A50 motorway take the 'Renkum, Oosterbeek, Wageningen' exit. Follow signposts to Wageningen, and once you enter Wageningen take a right at the first traffic lights (Diedenweg). At the following traffic lights, go straight on. At the roundabout, take a left (third exit). The Forum building is on your left hand side.

From Tiel: From the A15 motorway take the 'Rhenen' exit. Follow signposts to Rhenen and then Wageningen. Once you enter Wageningen, take a left at the first traffic lights (Kortenoord Allee). At the following traffic lights, take a right (Nijenoord Allee). Then, take a left at the third traffic lights (Mansholtlaan). At the roundabout, take a left (third exit). The Forum building is on your left hand side.

<http://www.wur.nl/UK/contact/route/>

Tips:

Transport

In the Netherlands, we drive on the right side of the road. Public transport is very well organized and you can reach most places by train or bus. Since Wageningen is a small town and the university buildings are spread across the whole city, we recommend that you purchase a bicycle.



Bicycle

Cycling is fun, efficient, easy...and safe if you watch out for all other traffic at all times and follow a few rules. The system of traffic control and, more importantly, the motorists themselves, take cyclists into account and accidents are rare.

Use the bicycle lane or track on the right-hand side of the road, marked out by white lines and bike symbols. Do not cycle on footpaths, shopping streets, pavements, roundabout and motorways.

Always give right of way to taxis and buses. Yield to all traffic approaching from the right, unless otherwise indicated. This also means that traffic from your left-hand side should give you right of way. But this shouldn't be taken for granted.

Do not behave like many people hurrying through Wageningen, by not giving right of way, charging through red lights or cycling through pedestrian areas. Stop for red (cycle) traffic lights. Always follow instructions given by the police. Disregarding the rules could cost you a fine of €50.

Weather

Check the [weather forecasts](#) and [rain prediction](#). Dutch weather is known for its rapid changes.

Beware of pickpockets and thieves when changing money! Watch your luggage especially when entering the trains! Thieves are active at the major train stations like Schiphol and Utrecht Central Station.

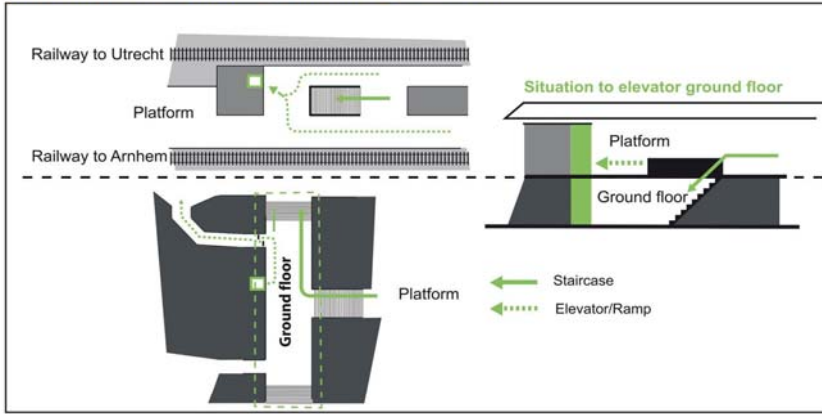
When travelling by public transportation you will have to change trains and busses, please take this into account when you decide with how much luggage you will travel. Keep your luggage to a minimum.

Check list:

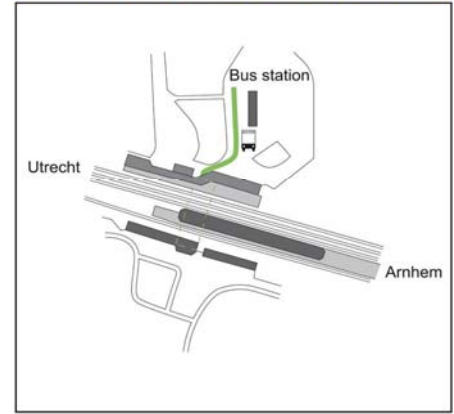
- Passport
- Entry visa (if applicable)
- Birth Certificate (if staying longer then 4 months)
- Commonly accepted currency (about €300)
- List of contact details of family and friends
- [Weather forecast](#)
- Flight ticket
- Contact/address Wageningen University



Situation Ede Wageningen Railway station

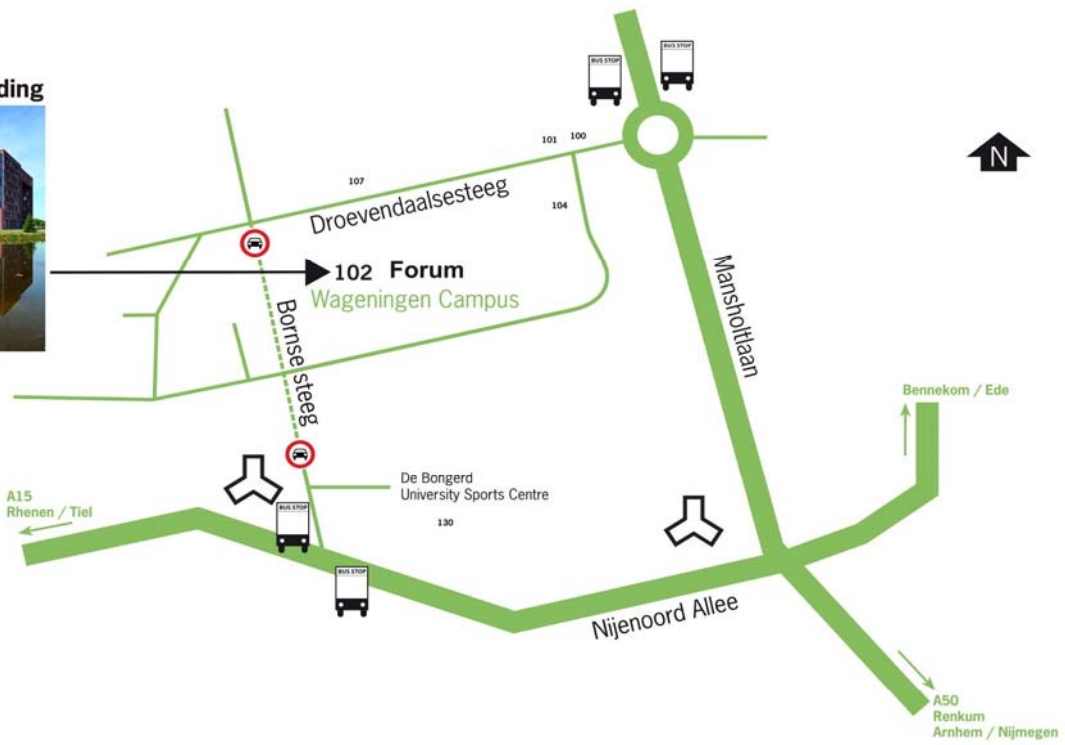


Situation Bus station Ede Wageningen



Ede
Ede Wageningen Railway station
Arnhem / Utrecht A12, exit 24

Forum building



Wageningen UR Buildings

- 100 Lumen
- 101 Gaia
- 102 Forum**
- 104 Atlas
- 107 Radix
- 130 De Bongerd University Sports Centre

- Droevendaalsesteeg 3
- Droevendaalsesteeg 3
- Droevendaalsesteeg 2
- Droevendaalsesteeg 4
- Droevendaalsesteeg 1
- Bornsesteeg 2



Student accommodation



Bus number 88 (Valleilijn)

